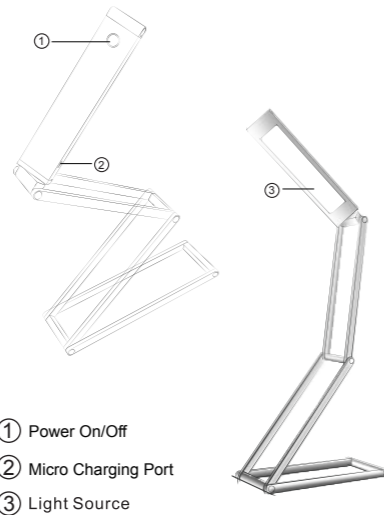


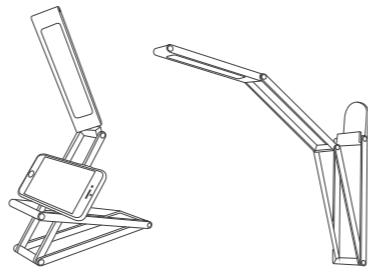
LED LAMP

Product Manual

Product Appearance



- ① Power On/Off
- ② Micro Charging Port
- ③ Light Source

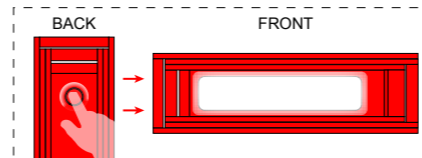


Production Specification

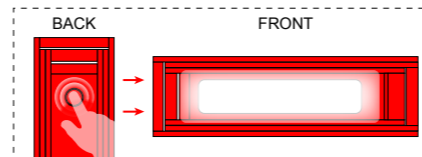
Input:	100-240V
Power supply:	DC5V/500mA
Wattage:	3W
Lumen:	105lm
Color temperature:	6000-6500K
Battery capacity:	1000mAh

Operation Instruction

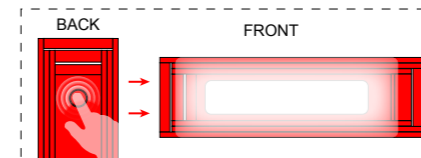
1. Press power switch ① one time to turn on the lamp.
The light will be on 30% brightness.
This mode is suitable for watching.



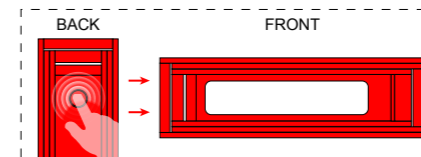
2. Press ① second time, the light will change to be on 60% brightness.
This mode is suitable for reading.




3. Press ① third time, the light will change to be on 100% brightness.
This mode is suitable for writing.



4. Press ① fourth time to turn off the lamp.



Characteristics



Warning

1. Do not disassemble the product, electric shock could be incurred.
2. Away from moisture or water.
3. Do not adjust the movable joints too much which could damage the product.